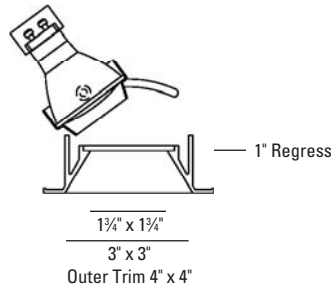


BEVEL[®] Metal Halide

Adjustable 35°



1653



LUMINAIRE INFORMATION

APPLICATION:

Accent luminaire for Residential, Commercial, Retail or Hospitality environments.

MATERIALS:

Trim: Die cast aluminum with torsion spring mounting.
 Housing: All-Ways Square™ housing allows alignment of square aperture (up to 45° rotation) after housing installation and prior to finish ceiling installation. Patent pending. Fabricated of 20 ga. galvanized steel with thru wire J-box, 2 in 2 out (4 in 4 out for IC/Airtight) at min. 90°C, #12 AGW thru branch circuit wiring. Housing and trim supplied as one complete unit.
 Trim Lens: Frosted

LAMP: (not included)

(1) 20W or 39W MHR16 GX10.

MOUNTING:

Butterfly brackets and adjustable nailer bars with integral nails provided. Nailer bars are extendible from 14" to 24" centers.

ADJUSTMENT:

362° lockable horizontal rotation and 35° lockable vertical tilt.

VOLTAGE:

Specify 120V or 277V.

BALLAST:

Solid state electronic.
 Note: Due to ballast / dimmer match some dimmers may cause ballast hum. Check with dimmer manufacturer for suitability.

CEILING CUT OUT:

3 1/2" x 3 1/2"

NOTES:

- Housing included with trim.
- Maximum ceiling thickness 1 inch. Consult factory for other ceiling conditions.
- Maximum 1 lens option.
- Not for use with ES16 lamps.

LISTINGS:

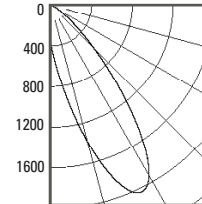
Dry/damp/wet under covered ceiling.



IC/Airtight housing meets Washington state airflow requirement and ASTM E283. Chicago Plenum housing is Chicago Plenum rated. IBEW union made.

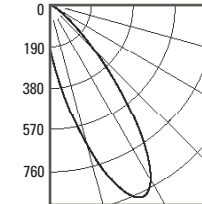
PHOTOMETRICS:

Distribution chart



LTL No.: 13910.ies
39W MHR16 GX10
 25° (tilted 35°)
 Frosted lens - 42.7% Efficiency
 Solite lens - 53.2% Efficiency

Distribution chart



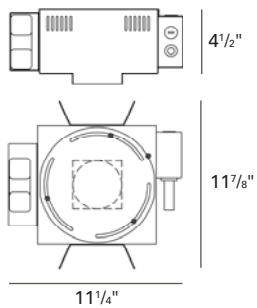
LTL No.: 17146.ies
20W MHR16 GX10
 25° (tilted 35°)
 Frosted lens - 42.7% Efficiency
 Solite lens - 53.2% Efficiency

HOUSING INFORMATION

New Construction

BL712-A (20W)

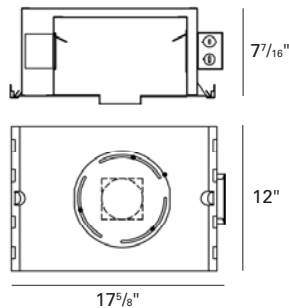
BL150-A (39W)



IC/Airtight

BL712-A-IC (20W)

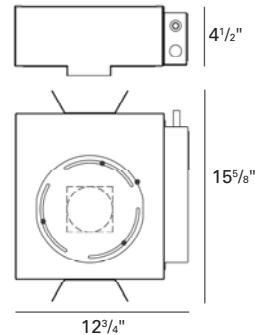
(Not available in 39W)



Chicago Plenum

BL712-A-CP (20W)

BL150-A-CP (39W)



HOW TO SPECIFY

Trim	Finish	Trim Lens*	Housing	Voltage	Accessories
1653		*Frosted is standard unless option is specified			
1653 Bevel Trim Adjustable 35°, New Construction and Chicago Plenum: 20W or 39W MHR16 IC/Airtight: 20W MHR16	10 - White 21 - Black 28 - Metalized Grey	B - Borosilicate Clear Lens C - Clear Lens F - Frosted Lens L - Linear Spread Lens P - Prismatic Lens S - Solite U - Anti UV Filter	20W MHR16 BL712-A - New Construction BL712-A-IC - IC/Airtight BL712-A-CP - Chicago Plenum 39W MHR16 BL150-A - New Construction BL150-A-CP - Chicago Plenum	120V 277V	CB27 - 27" C-Channel Bars CB52 - 52" C-Channel Bars LAMPS - MHR16 20W / 39W