
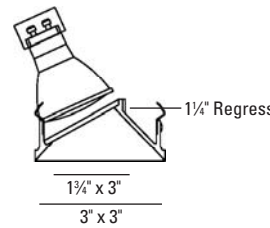


BEVEL® Trimless Metal Halide

2458

Wall Wash



LUMINAIRE INFORMATION

APPLICATION:

Accent luminaire for Residential, Commercial, Retail or Hospitality environments.

MATERIALS:

Trim: Die cast aluminum with mounting clips.
 Housing: All-Ways Square™ housing allows alignment of square aperture (up to 45° rotation) after housing installation and prior to finish ceiling installation. Patent pending. Fabricated of 20 ga. galvanized steel with thru wire J-box, 2 in 2 out (4 in 4 out for IC/ Airtight) at min. 90°C, #12 AGW thru branch circuit wiring. Housing and trim supplied as one complete unit.
 Trim Lens: MultiTex proprietary molded low iron lens.

LAMP: (not included)

(1) 20W or 39W MHMR16 GX10.

MOUNTING:

Butterfly brackets and adjustable nailer bars with integral nails provided. Nailer bars are extendible from 14" to 24" centers.

VOLTAGE:

Specify 120V or 277V.

BALLAST:

Solid state electronic. Note: Due to ballast / dimmer match some dimmers may cause ballast hum. Check with dimmer manufacturer for suitability.

CEILING CUT OUT:

3 1/2" x 3 1/2"

NOTES:

- Housing included with trim.
- Maximum ceiling thickness 1 inch. Consult factory for other ceiling conditions.
- For drywall installation only.
- Not for use with acoustical ceilings.
- Maximum Millwork thickness 1 inch. Consult factory for other ceiling conditions.
- Maximum 1 lens option.
- Not for use with ES16 lamps.



MultiTex™

Glass lens with five different surface textures for maximum uniformity.

LISTINGS:

Dry/damp location.



IC/Airtight housing meets Washington state airflow requirement and ASTM E283. Chicago Plenum housing is Chicago Plenum rated. IBEW union made.

PHOTOMETRICS:

Distance From Ceiling in Feet	3' on center 3' from wall					
	0.5	2.7	2.6	2.6	2.7	2.6
1.5	10.5	9.3	9.3	10.5	9.1	9.1
2.5	24.2	22.8	22.8	24.2	22.5	22.5
3.5	31.5	30.6	30.7	31.5	30.2	30.2
4.5	33.7	32.6	32.7	33.7	32.0	32.0
5.5	30.4	30.3	30.3	30.4	29.3	29.3
6.5	25.7	25.9	26.0	25.7	24.8	24.8
7.5	22.0	22.4	22.4	22.1	21.2	21.2

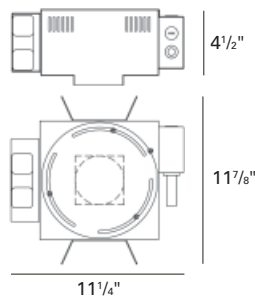
Lamp: 39W MHMR16 GX10, FL40, 2100 Lumens
 Reflectances: 0.8, 0.5, 0.2
 LLF: 0.8
 Mounting Height: 8 FT
 69.4% Efficiency

HOUSING INFORMATION

New Construction

FL718-A (20W)

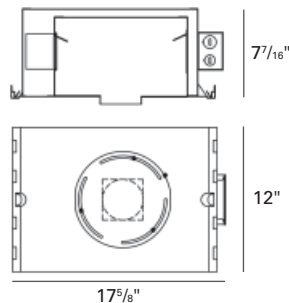
FL170-A (39W)



IC/Airtight

FL718-A-IC (20W)

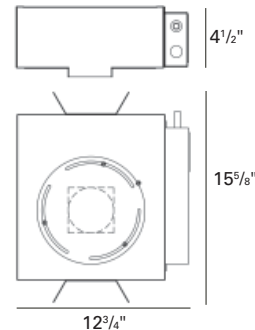
(Not available in 39W)



Chicago Plenum

FL718-A-CP (20W)

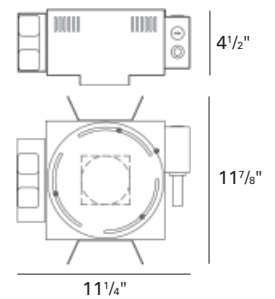
FL170-A-CP (39W)



Millwork

FL718-A-ML (20W)

FL170-A-ML (39W)



ORDERING INFORMATION

Trim	Finish	Housing	Voltage	Accessories
2458	10 - White	<u>20W MHMR16</u>	120V	CB27 - 27" C-Channel Bars
Bevel Trimless	21 - Black	FL718-A - New Construction	277V	CB52 - 52" C-Channel Bars
Wall Wash,	28 - Metalized Grey	FL718-A-IC - IC/Airtight		LAMPS - MHMR16 20W / 39W
New Construction and		FL718-A-CP - Chicago Plenum		
Chicago Plenum:		FL718-A-ML - Millwork		
20W or 39W MHMR16		<u>39W MHMR16</u>		
IC/Airtight: 20W MHMR16		FL170-A - New Construction		
		FL170-A-CP - Chicago Plenum		
		FL170-A-ML - Millwork		

How to Specify

2458	—	—	—	—
Trim	— Finish	— Housing	— Voltage	— Accessories

USAI®

USA Illumination™
 www.usaillumination.com
 info@usaillumination.com

1126 River Road
 New Windsor, NY 12553

T 845-565-8500
 F 845-561-1130

©2009, USAI, LLC.
 All rights reserved.
 All designs protected by copyright.
 rev. 11/16/09