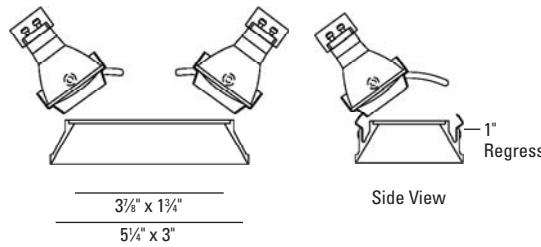


# BEVEL® Trimless Metal Halide

# 2596

## Adjustable 35°



### LUMINAIRE INFORMATION

#### APPLICATION:

Accent luminaire for Residential, Commercial, Retail or Hospitality environments.

#### MATERIALS:

Trim: Die cast aluminum with mounting clips.  
 Housing: All-Ways Square™ housing allows alignment of rectangular aperture (up to 30° rotation) after housing installation and prior to finish ceiling installation. Patent pending. Fabricated of 20 ga. galvanized steel with thru wire J-box, 4 in 4 out at min. 90°C, #12 AGW thru branch circuit wiring.  
 Housing and trim supplied as one complete unit.  
 Trim Lens: Frosted

#### LAMP: (not included)

(2) 20W or 39W MHMR16 GX10.

#### MOUNTING:

Butterfly brackets and adjustable nailer bars with integral nails provided. Nailer bars are extendible from 14" to 24" centers.

#### ADJUSTMENT:

(2) 180° lockable horizontal rotation and 35° lockable vertical tilt.

#### VOLTAGE:

Specify 120V or 277V.

#### BALLAST:

Solid state electronic.  
 Note: Due to ballast / dimmer match some dimmers may cause ballast hum. Check with dimmer manufacturer for suitability.

#### CEILING CUT OUT:

3 1/2" x 5 1/16"

#### LISTINGS:

Dry/damp location.

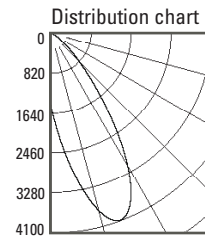


IBEW union made.

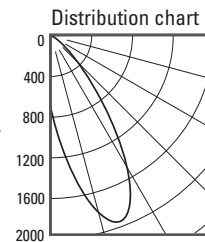
#### NOTES:

- Housing included with trim.
- Maximum ceiling thickness 1 inch. Consult factory for other ceiling conditions.
- For drywall installation only.
- Not for use with acoustical ceilings.
- Maximum Millwork thickness 1 inch. Consult factory for other ceiling conditions.
- Maximum 1 lens option.
- Not for use with ES16 lamps

#### PHOTOMETRICS:



LTL No.: 13906.ies  
**(2) 39W MHMR16**  
 GX10 25° (tilted 35°)  
 Frosted lens - 52% Efficiency  
 Solite lens - 58.2% Efficiency



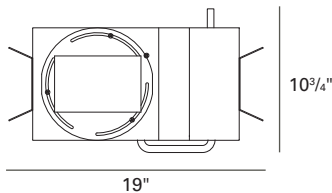
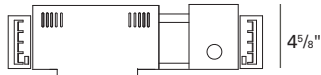
LTL No.: 17149.ies  
**(2) 20W MHMR16**  
 GX10 25° (tilted 35°)  
 Frosted lens - 52% Efficiency  
 Solite lens - 58.2% Efficiency

### HOUSING INFORMATION

New Construction

**FL922-A** (20W)

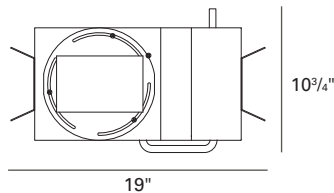
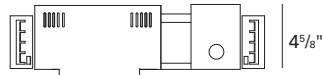
**FL460-A** (39W)



Millwork

**FL922-A-ML** (20W)

**FL460-A-ML** (39W)



### ORDERING INFORMATION

Trim	Finish	Trim Lens*	Housing	Voltage	Accessories
<b>2596</b>	<b>10</b> - White	<b>B</b> - Borosilicate Clear Lens	<b>20W MHMR16</b>	<b>120V</b>	<b>CB27</b> - 27" C-Channel Bars
Bevel Trimless	<b>21</b> - Black	<b>C</b> - Clear Lens	<b>FL922-A</b> - New Construction	<b>277V</b>	<b>CB52</b> - 52" C-Channel Bars
Adjustable 35°, (2) 20W or 39W MHMR16	<b>28</b> - Metalized Grey	<b>F</b> - Frosted Lens	<b>FL922-A-ML</b> - Millwork		<b>ACCESSORY HOLDER</b> - Consult Factory
		<b>L</b> - Linear Spread Lens	<b>39W MHMR16</b>		
		<b>P</b> - Prismatic Lens	<b>FL460-A</b> - New Construction		
		<b>S</b> - Solite	<b>FL460-A-ML</b> - Millwork		
		<b>U</b> - Anti UV Filter			

\*Frosted is standard unless option is specified

How to Specify	2596	Finish	Trim Lens	Housing	Voltage	Accessories
	Trim	Finish	Trim Lens	Housing	Voltage	Accessories

# USAI®

USA Illumination™  
 www.usaillumination.com  
 info@usaillumination.com

1126 River Road  
 New Windsor, NY 12553

T 845-565-8500  
 F 845-561-1130

©2009, USAI, LLC.  
 All rights reserved.  
 All designs protected by copyright.