
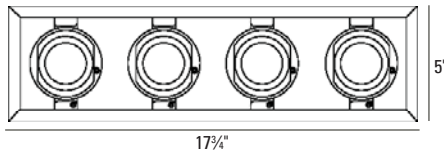


Medusa²® Trimless Metal Halide

6200F-4

Adjustable



LUMINAIRE INFORMATION

APPLICATION:

Accent luminaire for Residential, Commercial, Retail or Hospitality environments.

MATERIALS:

Trim: Steel
 Lamp Assembly: Die cast aluminum
 Housing: Fabricated of 20 ga. galvanized steel with thru wire J-box, 3 in 3 out at min. 90°C, #12 AGW thru branch circuit wiring.
 Housing and trim supplied as one complete unit.
 Lens: Clear

LAMP: (not included)

(4) 20W MHMR16 GX10. Use GE lamps only.

BALLAST:

Solid state electronic.

ADJUSTMENT:

35° X 45° lockable double gimbal rotation.

CEILING CUT OUT:

5 9/16" x 18 5/16"

LISTINGS:

Dry/damp location.



IBEW union made.

NOTES:

- Housing included with trim.
- Maximum ceiling thickness 1 1/4". Consult factory for other ceiling conditions.
- Maximum 1 lens option (size B).
- For drywall installation only.
- Not for use with acoustical ceilings.
- Not for use with ES16 lamps.
- Separate switching of lamps available. Two circuits maximum. Consult factory for details.
- Trim Finish " - 40" (white trim finish w/ white interior) utilizes silver braided socket wire sleeves.

MOUNTING:

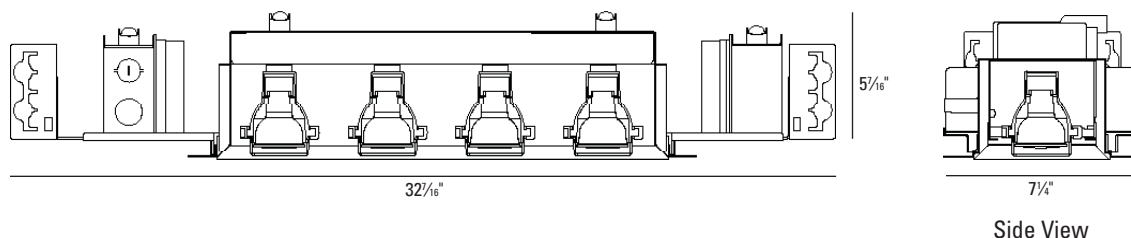
Butterfly brackets and adjustable nailer bars with integral nails provided. Nailer bars are extendible from 14" to 24" centers.

VOLTAGE:

Specify 120V or 277V.

HOUSING INFORMATION

New Construction



HOW TO SPECIFY

| Trim | Trim Finish | Voltage | Accessories |
|--|---|--------------|--|
| 6200F-4 | | | |
| 6200F-4 Medusa ² Trimless Adjustable, 20W MHMR16 GX10 | 10 - White trim w/ black interior / lamp module 21 - Black trim w/ black interior / lamp module 28 - Metalized Grey trim w/ black interior / lamp module 40 - White trim w/ white interior / lamp module | 120V 277V | 8177B - Hex Cell Louver 9143B - Frosted Lens 9153B - Anti UV Filter 9155B - Linear Spread Lens 9156B - Prismatic Spread Lens 9157B - Solite Lens 9199B - Frosted Borosilicate Lens CB27 - 27" C-Channel Bars CB52 - 52" C-Channel Bars LAMPS - MHMR16 20W / 39W |