
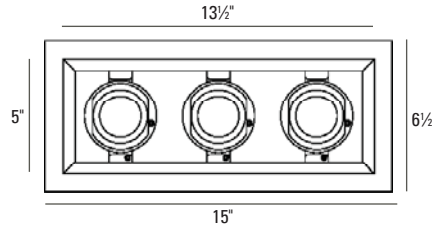


# Medusa<sup>2</sup>® Metal Halide

# 6200T-3

## Adjustable



### LUMINAIRE INFORMATION

#### APPLICATION:

Accent luminaire for Residential, Commercial, Retail or Hospitality environments.

#### MATERIALS:

Trim: Steel  
 Lamp Assembly: Die cast aluminum  
 Housing: Fabricated of 20 ga. galvanized steel with thru wire J-box, 3 in 3 out at min. 90°C, #12 AGW thru branch circuit wiring.  
 Housing and trim supplied as one complete unit.  
 Lens: Clear

#### LAMP: (not included)

(3) 20W MHMR16 GX10. Use GE lamps only.

#### BALLAST:

Solid state electronic.

#### ADJUSTMENT:

35° X 45° lockable double gimbal rotation

#### CEILING CUT OUT:

5 9/16" x 14 1/16"

#### LISTINGS:

Dry/damp location.



IBEW union made.

#### NOTES:

- Housing included with trim.
- Maximum ceiling thickness 1 1/4". Consult factory for other ceiling conditions.
- Maximum 1 lens option (size B).
- Not for use with ES16 lamps.
- Separate switching of lamps available. Two circuits maximum. Consult factory for details.
- Trim Finish " - 40" (white trim finish w/ white interior) utilizes silver braided socket wire sleeves.

#### MOUNTING:

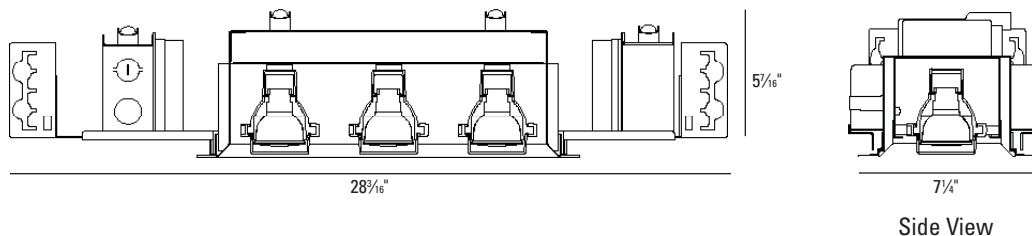
Butterfly brackets and adjustable nailer bars with integral nails provided. Nailer bars are extendible from 14" to 24" centers.

#### VOLTAGE:

Specify 120V or 277V.

### HOUSING INFORMATION

New Construction



### HOW TO SPECIFY

Trim	Trim Finish	Voltage	Accessories
6200T-3			
<b>6200T-3</b> Medusa <sup>2</sup> Trim Adjustable, 20W MHMR16 GX10	10 - White trim w/ black interior / lamp module 21 - Black trim w/ black interior / lamp module 28 - Metalized Grey trim w/ black interior / lamp module 40 - White trim w/ white interior / lamp module	120V 277V	8177B - Hex Cell Louver 9143B - Frosted Lens 9153B - Anti UV Filter 9155B - Linear Spread Lens 9156B - Prismatic Spread Lens 9157B - Solite Lens 9199B - Frosted Borosilicate Lens CB27 - 27" C-Channel Bars CB52 - 52" C-Channel Bars LAMPS - MHMR16 20W / 39W