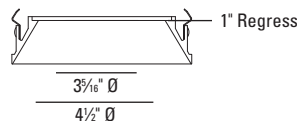


TRIDEN® Round Trimless Halogen / Metal Halide / PAR

7010

Multi-Function / Multi-Platform



LUMINAIRE INFORMATION

APPLICATION:

Accent luminaire for Residential, Commercial, Retail or Hospitality environments.

MATERIALS:

Trim: Die cast aluminum
 Housing: Galvanized steel
 Trim Lens: Solite
 Reflector for T4 / CDM-Tm: Spun aluminum
 Interchangeable 10°, 20°, 35° and 60°.

LAMP:

When using IR lamps, 37W Max.
 (1) 75W MR16 GU5.3, 20W / 39W MHMR16 GX10,
 50W PAR20 MED, 50W AR70 BA150,
 20W / 39W CDM-Tm PGJ5, 20W / 39W T4 GU6.5
 or 20W / 39W / 70W T4.5 GU8.5 (not included).

CEILING CUT OUT:

5" Ø

VOLTAGE:

Specify 120V or 277V. (not in PAR 20)

TRANSFORMER: (MR16 & AR70)

Low voltage solid state electronic.
 Note: Due to transformer / dimmer match some dimmers may cause transformer hum. Check with dimmer manufacturer for suitability.

BALLAST: (MH)

Solid state electronic.

LISTINGS:

Dry/damp location.



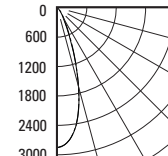
IBEW union made.

NOTES:

- Housing included with trim.
- Maximum ceiling thickness 1". Consult factory for other ceiling conditions.
- For drywall installation only.
- Not for use with acoustical ceilings.
- Downlight @ 0° lockable. Adjustable: 358° lockable horizontal rotation. 40° lockable vertical tilt. Wall wash biased @ 12°.
- Photometry available for adjustable and wall wash.
- Not for use with ES16 lamps.
- 120V not compatible with AFCI circuit when using MR16 and AR70 Lamps.

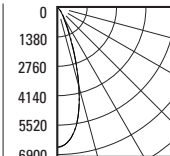
PHOTOMETRICS:

Distribution charts



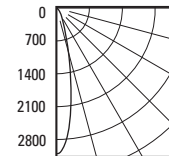
LTL No.: 14288.ies

75W MR16 GU5.3 36°
 lamp in downlight position, Solite lens.
 Efficiency 77.9%



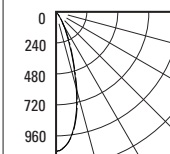
LTL No.: 14291.ies

39W MHMR16 GX10 12°
 lamp in downlight position, Solite lens.
 Efficiency 84.4%



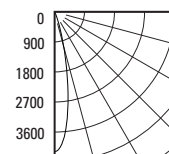
LTL No.: 17154.ies

20W MHMR16 GX10 12°
 lamp in downlight position, Solite lens.
 Efficiency 83.9%



LTL No.: 14285.ies

50W PAR20 MED 30°
 lamp in downlight position, Solite lens.
 Efficiency 71.7%



LTL No.: 14294.ies

50W AR70 25°
 lamp in downlight position, Solite lens.
 Efficiency 89.2%

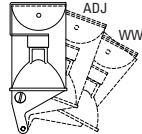
LAMP SOURCE

INTERCHANGEABLE LAMP MODULES

Allow lamp source to be switched at any time between various Halogen and Metal Halide lamps.

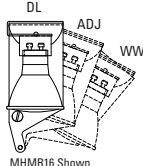
TRM-MR16

75W MR16
 DL



When using IR lamps, 37W Max.

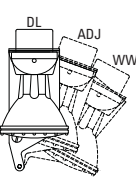
- TRM-CMH20 - 20W MHMR16
- TRM-CMH39 - 39W MHMR16
- TRM-PGJ52 - 20W CDM-Tm
- TRM-PGJ53 - 39W CDM-Tm
- TRM-GU652 - 20W T4
- TRM-GU653 - 39W T4
- TRM-G852 - 20W T4.5
- TRM-G853 - 39W T4.5
- TRM-G857 - 70W T4.5



MHMR16 Shown

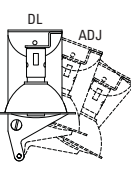
TRM-PAR20

50W PAR20



TRM-AR70

50W AR70



HOW TO SPECIFY

Trim	Finish	Lamp Source	Trim Lens*	Reflector*	Housing	Voltage	Accessories
7010			*Solite is standard unless option is specified		TRL700-NC		
7010 Triden Trimless Multi-Function	10 - White 21 - Black 28 - Metalized Grey	TRM-MR16 - 75W MR16 TRM-PAR20 - 50W PAR20 TRM-CMH20 - 20W MHMR16 TRM-CMH39 - 39W MHMR16 TRM-PGJ52 - 20W CDM-Tm TRM-PGJ53 - 39W CDM-Tm TRM-GU652 - 20W T4 TRM-GU653 - 39W T4 TRM-G852 - 20W T4.5 TRM-G853 - 39W T4.5 TRM-G857 - 70W T4.5 TRM-AR70 - 50W AR70	B - Borosilicate Clear Lens C - Clear Lens F - Frosted Lens L - Linear Spread Lens P - Prismatic Lens S - Solite U - Anti UV Filter	RNT410 - 10° Beam RNT420 - 20° Beam RNT435 - 35° Beam RNT460 - 60° Beam *For T4 MH only	TRL700-NC New Construction	120V 277V	CB27 - 27" C-Channel Bars CB52 - 52" C-Channel Bars ER - Emergency Relay (MR16 & AR70 only) LAMPS - MHMR16 20W/39W
							120V not compatible with AFCI circuit when using MR16 and AR70 Lamps.

HOUSING INFORMATION

New Construction

TRL700-NC

