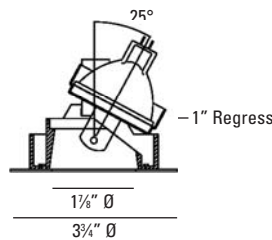


# Sliver Low Voltage Halogen

Adjustable



# 7857 7859 7875



For trimless application add 325CCR

## LUMINAIRE INFORMATION

### APPLICATION:

Accent luminaire for Residential, Commercial, Retail or Hospitality environments.

### MATERIALS:

Trim: Die cast aluminum / steel. Torsion spring mounting.

Lens: Clear.

7857 - Chrome cone

7859 - White cone

7875 - Vertical groove black baffle

**LAMP:** (not included) When using IR lamps, 37W Max.

(1) 50W max. MR16 GU5.3

### TRANSFORMER:

Low voltage solid state electronic.

Note: Due to transformer / dimmer match some dimmers may cause transformer hum. Check with dimmer manufacturer for suitability.

### ADJUSTMENT:

360° horizontal and 25° vertical tilt.

40° tilt available, consult factory.

### VOLTAGE:

Specify 120V or 277V.

### CEILING CUT OUT:

3 3/8" Ø

### LISTINGS:

Dry/damp location.

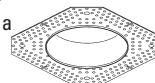


IC/Airtight housing meets Washington state airflow requirement and ASTM E283.

IBEW union made.

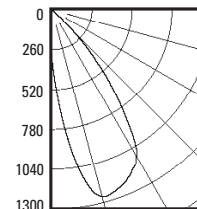
### NOTES:

- Maximum ceiling thickness 1 inch. Consult factory for other ceiling conditions.
- Maximum 2 lens options (size A).
- Use 325CCR trimless adapter for a smooth flush Sliver installation.



### PHOTOMETRICS:

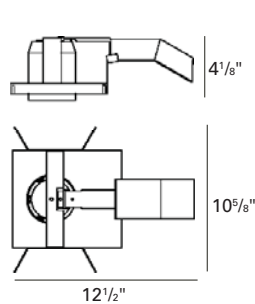
#### Distribution chart



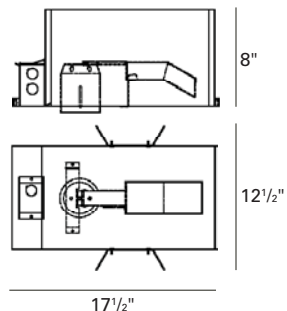
LTL No.: 13826.ies  
50W MR16 GU5.3 40°  
(tilted 25°)  
Clear lens  
58.8% Efficiency

## HOUSING INFORMATION

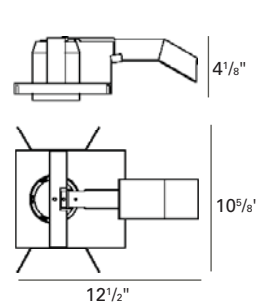
New Construction  
**325NC**



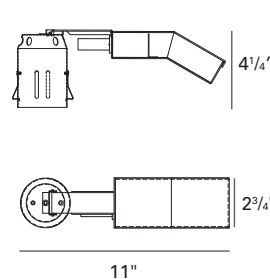
IC/Airtight  
**325IC**



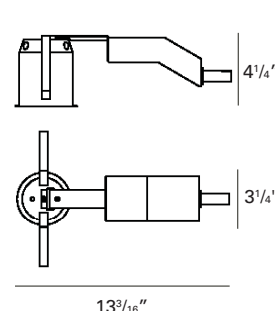
Remote Transformer  
**325RM**



Retrofit  
**325RT-35** (35W max.)



Retrofit  
**325RT-50**



## HOW TO SPECIFY

Trim	Finish	Housing	Voltage	Accessories
<p><b>7857</b> - Chrome Cone <b>7859</b> - White Cone <b>7875</b> - Vertical Groove Black Baffle Sliver Adjustable, 50W Max. MR16 GU5.3</p>	<p><b>10</b> - White <b>12</b> - Brushed Stainless Steel <b>21</b> - Black <b>22</b> - Textured White <b>28</b> - Metalized Grey</p>	<p><b>325NC</b> - New Construction <b>325IC</b> - IC/Airtight <b>325RM</b> - Remote Transformer <b>325RT-35</b> - Retrofit (35W max.) <b>325RT-50</b> - Retrofit</p>	<p><b>120V</b> <b>277V</b></p>	<p><b>8177A</b> - Hex Cell Louver <b>9143A</b> - Frosted Lens <b>9153A</b> - Anti UV Filter <b>9155A</b> - Linear Spread Lens <b>9156A</b> - Prismatic Spread Lens <b>9157A</b> - Solite Lens <b>9199A</b> - Frosted Borosilicate Lens <b>ER</b> - Emergency Relay <b>325CCR</b> - Trimless Adapter</p>