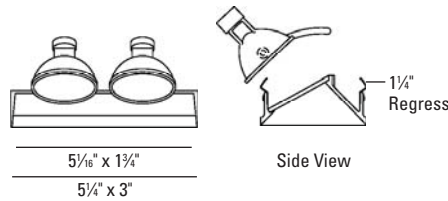


BEVEL® Trimless Low Voltage Halogen

9180

Adjustable 45°



LUMINAIRE INFORMATION

APPLICATION:

Accent luminaire for Residential, Commercial, Retail or Hospitality environments.

MATERIALS:

Trim: Die cast aluminum with mounting clips.
 Housing: All-Ways Square™ housing allows alignment of rectangular aperture (up to 30° rotation) after housing installation and prior to finish ceiling installation. Patent pending. Fabricated of 20 ga. galvanized steel with thru wire J-box, 4 in 4 out at min. 90°C, #12 AGW thru branch circuit wiring.
 Housing and trim supplied as one complete unit.
 Trim Lens: Frosted

LAMP: (not included) When using IR lamps, 37W Max.
 (2) 50W max. MR16 GU5.3

ADJUSTMENT:

(2) Hot aiming self locking rack and pinion 45° vertical adjustment and 15° tilt. Slide lock tab for locking horizontal rotation at 180° increments.

MOUNTING:

Butterfly brackets and adjustable nailer bars with integral nails provided. Nailer bars are extendible from 14" to 24" centers.

VOLTAGE:

Specify 120V or 277V.

TRANSFORMER:

Low voltage magnetic toroidal HPF. Low voltage solid state electronic optionally available (consult factory).

Note: Due to transformer / dimmer match some dimmers may cause transformer hum. Check with dimmer manufacturer for suitability.

CEILING CUT OUT:

New Construction	5 1/16" x 3 1/2"
Mill Work	5 3/8" x 3 5/16"

LISTINGS:

Dry/damp location.



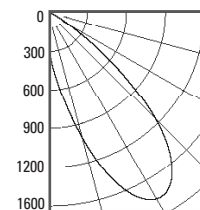
IBEW union made.

NOTES:

- Housing included with trim.
- Maximum ceiling thickness 1 inch. Consult factory for other ceiling conditions.
- For drywall installation only.
- Not for use with acoustical ceilings.
- Maximum Millwork thickness 1 inch. Consult factory for other ceiling conditions.
- Maximum 1 lens option.

PHOTOMETRICS:

Distribution chart

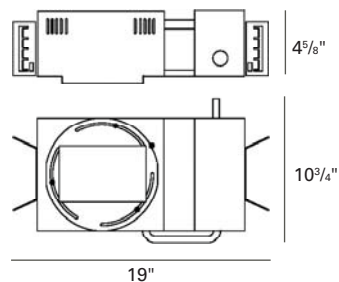


LTL No.: 14575.ies
 (2) 50W MR16
 GU5.3 35° (tilted 45°)
 Frosted lens -
 58.8% Efficiency
 Solite lens -
 65.8% Efficiency

HOUSING INFORMATION

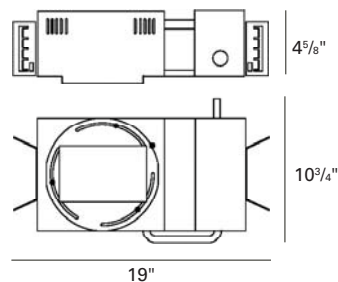
New Construction - (50W)

FL405X-A



Millwork - (50W)

FL405X-A-ML



HOW TO SPECIFY

Trim	Finish	Trim Lens*	Housing	Voltage	Accessories
9180		*Frosted is standard unless option is specified			
9180 Bevel Trimless Adjustable 45°, (2) 50W Max. MR16 GU5.3	10 - White 21 - Black 28 - Metalized Grey RAL - Special Color	B - Borosilicate Clear Lens C - Clear Lens F - Frosted Lens L - Linear Spread Lens P - Prismatic Lens S - Solite U - Anti UV Filter	FL405X-A - New Construction FL405X-A-ML-XX - Millwork XX=Specify Color (10, 21, 28, RAL)	120V 277V	CB27 - 27" C-Channel Bars CB52 - 52" C-Channel Bars ER - Emergency Relay ACCESSORY HOLDER - Consult Factory