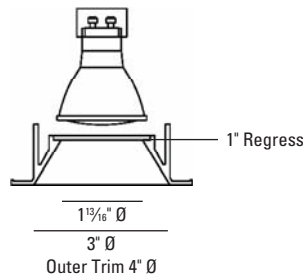


BEVEL® Metal Halide

9800

Downlight



LUMINAIRE INFORMATION

APPLICATION:

Accent luminaire for Residential, Commercial, Retail or Hospitality environments.

Trim: Die cast aluminum with torsion spring mounting.

Housing: Fabricated of 20 ga. galvanized steel with thru wire J-box, 2 in 2 out (4 in 4 out for IC/ Airtight) at min. 90°C, #12 AGW thru branch circuit wiring.

Housing and trim supplied as one complete unit.

Trim Lens: Solite

LAMP: (not included)

(1) 20W or 39W MHR16 GX10.

MOUNTING:

Butterfly brackets and adjustable nailer bars with integral nails provided. Nailer bars are extendible from 14" to 24" centers.

VOLTAGE:

Specify 120V or 277V.

BALLAST:

Solid state electronic.

Note: Due to ballast / dimmer match some dimmers may cause ballast hum. Check with dimmer manufacturer for suitability.

CEILING CUT OUT:

3 1/2" Ø

LISTINGS:

Dry/damp/wet under covered ceiling.



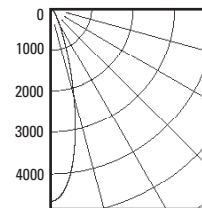
IC/Airtight housing meets Washington state airflow requirement and ASTM E283. Chicago Plenum housing is Chicago Plenum rated. IBEW union made.

NOTES:

- Housing included with trim.
- Maximum ceiling thickness 1 inch. Consult factory for other ceiling conditions.
- Maximum 1 lens option.
- Not for use with ES16 lamps.

PHOTOMETRICS:

Distribution chart



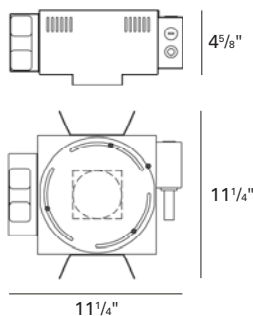
LTL No.: 15132.ies
39W MHR16
 GX10 25°
 Solite lens
 78% Efficiency

Ft	FC	Dia.
below	nadir	@ 50%
6.0	129.8	2.9
8.0	73.0	3.8
10.0	46.7	4.8
12.0	32.5	5.8
14.0	23.8	6.7
16.0	18.3	7.7

HOUSING INFORMATION

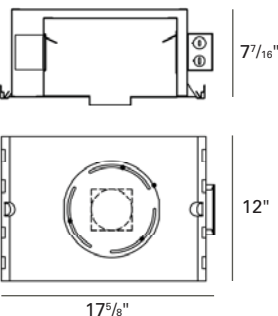
New Construction

RDB710-NC (20W)
RDB130-NC (39W)



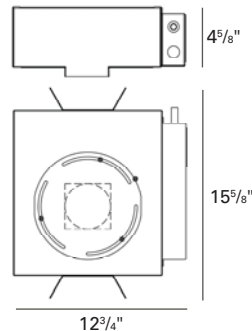
IC/Airtight

RDB710-IC (20W)
 Not available in 39W

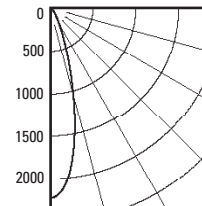


Chicago Plenum

RDB710-CP (20W)
RDB130-CP (39W)



Distribution chart



LTL No.: 17151.ies
20W MHR16
 GX10 25°
 Solite lens
 78% Efficiency

Ft	FC	Dia.
below	nadir	@ 50%
6.0	61.8	2.9
8.0	34.8	3.8
10.0	22.3	4.8
12.0	15.5	5.8
14.0	11.4	6.7
16.0	8.7	7.7

HOW TO SPECIFY

Trim	Finish	Trim Lens*	Housing	Voltage	Accessories
9800		*Solite is standard unless option is specified			
9800 Bevel Trim Downlight, 20W or 39W MHR16 GX10	10 - White 21 - Black 28 - Metalized Grey	B - Borosilicate Clear Lens C - Clear Lens F - Frosted Lens L - Linear Spread Lens P - Prismatic Lens S - Solite U - Anti UV Filter	20W MHR16 RDB710-NC - New Construction RDB710-IC - Insulated Ceiling RDB710-CP - Chicago Plenum 39W MHR16 RDB130-NC - New Construction Not available in Insulated Ceiling RDB130-CP - Chicago Plenum	120V 277V	CB27 - 27" C-Channel Bars CB52 - 52" C-Channel Bars LAMPS - MHR16 20W/39W