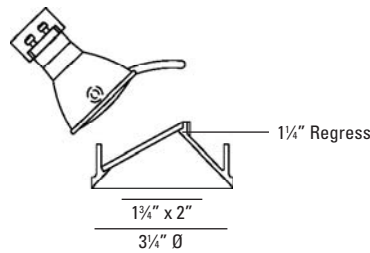


# BEVEL® Trimless Metal Halide

## Adjustable 45°

# 9945



### LUMINAIRE INFORMATION

#### APPLICATION:

Accent luminaire for Residential, Commercial, Retail or Hospitality environments.

Trim: Die cast aluminum with ball plunger mounting.

Housing: Fabricated of 20 ga. galvanized steel with thru wire J-box, 2 in 2 out (4 in 4 out for IC/ Airtight) at min. 90°C, #12 AGW thru branch circuit wiring.

Housing and trim supplied as one complete unit.

Trim Lens: Solite

#### LAMP: (not included)

(1) 20W or 39W MMHR16 GX10.

#### MOUNTING:

Butterfly brackets and adjustable nailer bars with integral nails provided. Nailer bars are extendible from 14" to 24" centers.

#### ADJUSTMENT:

Hot aiming self locking rack and pinion 45° vertical tilt.

365° lockable horizontal rotation.

#### VOLTAGE:

Specify 120V or 277V.

#### BALLAST:

Solid state electronic.

Note: Due to ballast / dimmer match some dimmers may cause ballast hum. Check with dimmer manufacturer for suitability.

#### CEILING CUT OUT:

4 1/4" Ø

#### LISTINGS:

Dry/damp location.



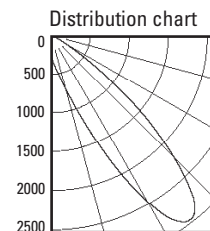
IC/Airtight housing meets Washington state airflow requirement and ASTM E283. Chicago Plenum housing is Chicago Plenum rated.

IBEW union made.

#### NOTES:

- Housing included with trim.
- Maximum ceiling thickness 1 inch. Consult factory for other ceiling conditions.
- Maximum 1 lens options.
- Not for use with ES16 lamps.
- For drywall installation only.
- Not for use with acoustical ceilings.

#### PHOTOMETRICS:

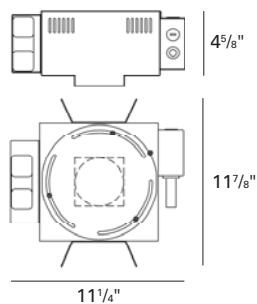


LTL No.: 15133.ies  
39W MMHR16 GX10  
25° (tilted 45°)  
Solite lens  
51.9% Efficiency

### HOUSING INFORMATION

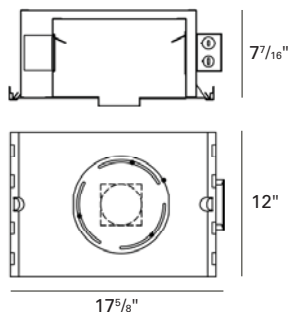
New Construction

**RDL716-NC** (20W)  
**RDL150X-NC** (39W)



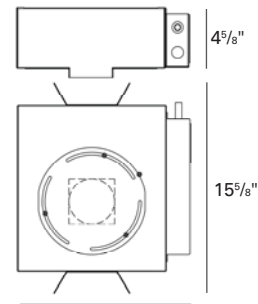
IC/Airtight

**RDL716-IC** (20W)  
Not available in 39W



Chicago Plenum

**RDL716-CP** (20W)  
**RDL150X-CP** (39W)



### HOW TO SPECIFY

| Trim  | Finish   | Trim Lens*   | Housing  | Voltage                    | Accessories   |
|---|--|--|--|----------------------------|---|
| 9945  |  | *Solite is standard unless option is specified   |  |                            |   |
| <b>9945</b><br>Bevel Trimless<br>Adjustable 45°,<br>20W or 39W<br>MMHR16 GX10 | <b>10</b> - White<br><b>21</b> - Black<br><b>28</b> - Metalized Grey | <b>B</b> - Borosilicate Clear Lens<br><b>C</b> - Clear Lens<br><b>F</b> - Frosted Lens<br><b>L</b> - Linear Spread Lens<br><b>P</b> - Prismatic Lens<br><b>S</b> - Solite<br><b>U</b> - Anti UV Filter | 20W MMHR16<br><b>RDL716-NC</b> - New Construction<br><b>RDL716-IC</b> - Insulated Ceiling<br><b>RDL716-CP</b> - Chicago Plenum<br><br>39W MMHR16<br><b>RDL150X-NC</b> - New Construction<br>Not available in Insulated Ceiling<br><b>RDL150X-CP</b> - Chicago Plenum | <b>120V</b><br><b>277V</b> | <b>CB27</b> - 27" C-Channel Bars<br><b>CB52</b> - 52" C-Channel Bars<br><b>LAMPS</b> - MMHR16 20W/39W |